



**view2offer.com**<sup>TM</sup>

Get You Connected. Globally.

**Create Your View2Offer Account:  
Logging In**

## Table of Contents

Browser Requirements.....	3
Get Started in Creating Your View2Offer Account.....	3
View2offer Account Log In Troubleshooting .....	5
Forgot Username .....	5
Forgot Password .....	7

## Browser Requirements

You should be able to create a **View2Offer Account** and [Log In](#) at View2Offer.com's homepage if you're using one of these browsers:

**Firefox 2.0+** for Windows or Mac

**Internet Explorer 5.5+** for Windows

**Chrome 1.0+** for Windows

**Netscape 7.1+** for Windows or Mac


**Safari 1.2.1+** for Windows or Mac

**Opera 9.27+** for Windows or Mac

## Get Started in Logging in Using Your View2Offer Account

To login using your View2Offer Account, here's how:

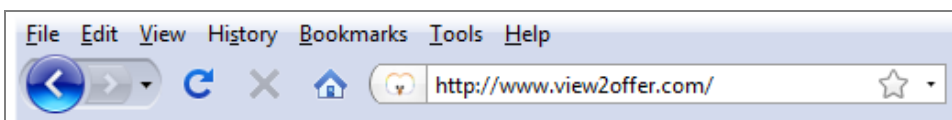
1. Make sure that the computer you are using is connected to the Internet



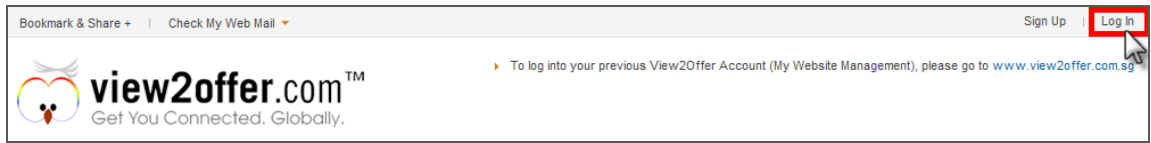
2. Open a web browser, such as Firefox, Internet Explorer, Chrome, Netscape, Safari, or Opera.



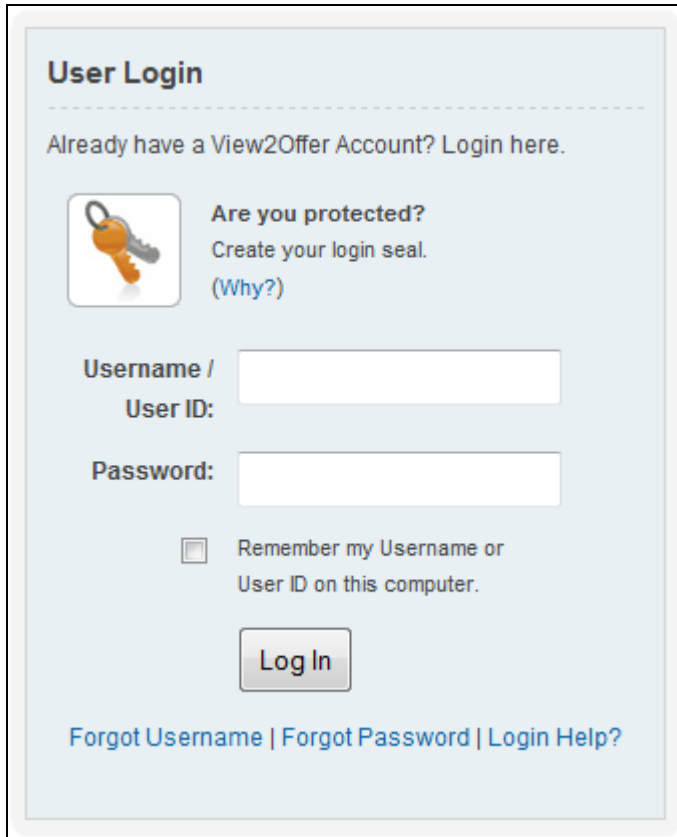
3. Go to View2Offer.com's homepage by typing [www.View2Offer.com](http://www.View2Offer.com) in your browser's address box.



4. Once you're in View2Offer.com's homepage click on [Log In](#) on the top of the page. This will re-direct you the [Log In](#) page.



5. Enter your **View2Offer Username / User ID** and **Password** and then click on **Log In**.

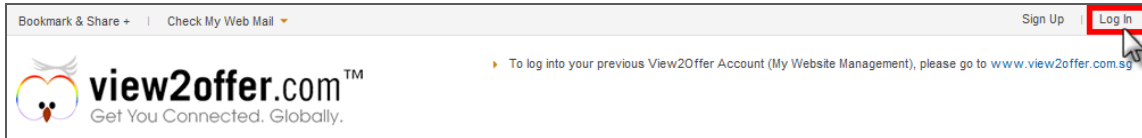
A screenshot of the 'User Login' page. The page has a light blue background. At the top, it says 'User Login' followed by a dashed line. Below that, it asks 'Already have a View2Offer Account? Login here.' There is a section for 'Are you protected?' with a key icon and a link '(Why?)'. Below this are two input fields: 'Username / User ID:' and 'Password:'. There is a checkbox labeled 'Remember my Username or User ID on this computer.' and a 'Log In' button. At the bottom, there are links for 'Forgot Username | Forgot Password | Login Help?'.

# View2offer Account Log In Troubleshooting

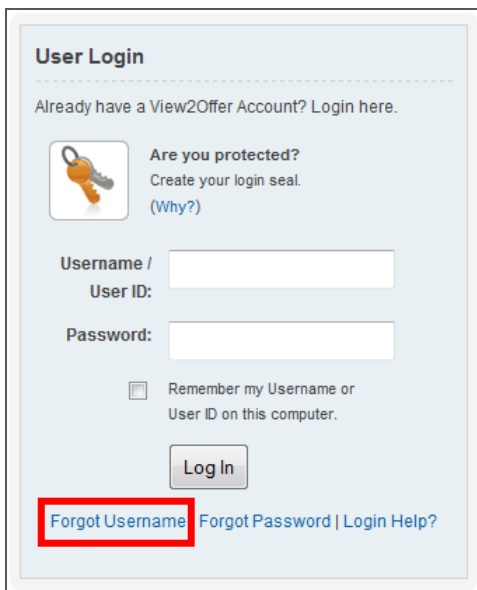
## Forgot Username

If you forgot your username, you may have it emailed to your registered email address. To retrieve your username, simply take the following steps:

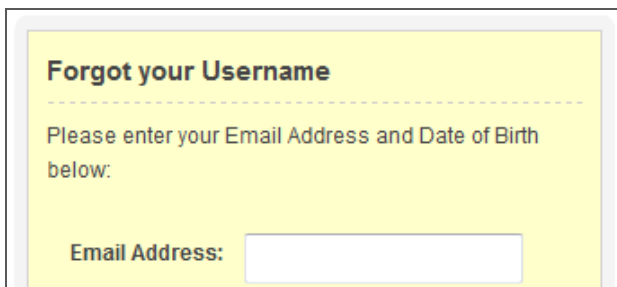
1. Go to the View2Offer **Log In** page.



2. Click the **Forgot Username** link below the User Login box.



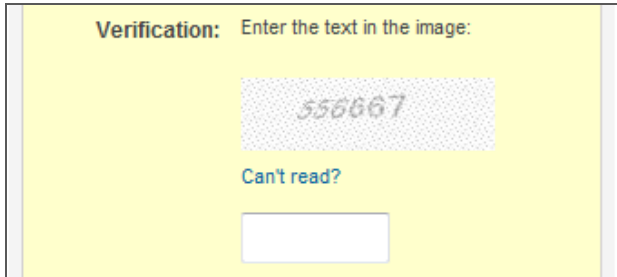
3. Enter your **Email Address**.



4. Enter your personal **Date of Birth** as part of the verification process.



5. Enter the **Verification Code** on the text box provided.

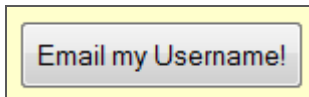


Verification: Enter the text in the image:

556667

Can't read?

6. Click on **Email my Username!**.



Email my Username!

7. If you entered all the information correctly, our system will send a **Username(s) for your View2Offer Account** email to your registered email address.

An email has been sent to you!

Please check your email to retrieve your Username(s) now!


Your Username(s) will be sent to [stheofit3@view2offer.net](mailto:stheofit3@view2offer.net)

If you do not receive the email within a few minutes, please also check your bulk or spam folders.

To go back to Log In page, please [click here](#).

8. Go to your registered email address to check the **View2Offer Username** registered under your email address.

From: do-not-reply@View2Offer.com  
To: [stheofit3@view2offer.net](mailto:stheofit3@view2offer.net)  
Cc:  
Subject: Username(s) for your View2Offer Account



**view2offer.com**<sup>TM</sup>  
Get You Connected. Globally.

\*\*\* DO NOT REPLY TO THIS MESSAGE. EMAIL SENT TO THIS ADDRESS WILL NOT BE ANSWERED \*\*\*

Hello [stheofit3](mailto:stheofit3@view2offer.net),

**You have requested for your View2offer Username!**

The following View2offer Username is registered with this email address:

Email Address: <a href="mailto:stheofit3@view2offer.net">stheofit3@view2offer.net</a>
Username: <a href="#">stheofit3@net</a>

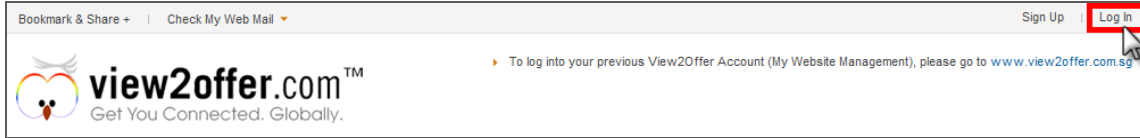
Please save this email for your future reference.

\* You cannot change your Username, but you may change your Password, Email Address and Date of Birth by logging in and clicking on My Account section anytime. You are advised to enter your accurate date of birth as this will be required in case you forgot your Username & Password in future.

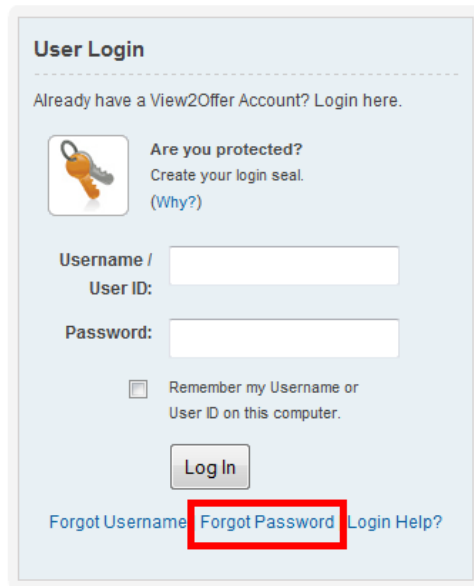
## Forgot Password

If you forgot your password, you may choose a new password for yourself. To confirm a new password, simply take the following steps:

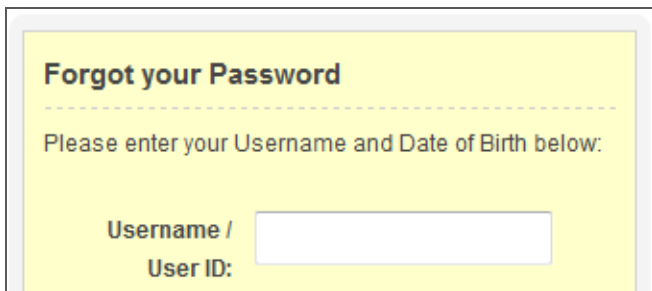
1. Go to the View2Offer **Log In** page.



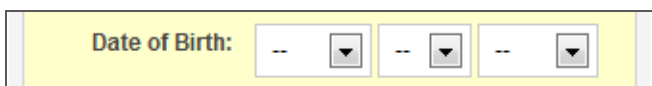
2. Click the **Forgot Password** link below the User Login box.

A screenshot of the 'User Login' form. The form has a title 'User Login' and a sub-header 'Already have a View2Offer Account? Login here.' Below this is a section for 'Are you protected?' with a key icon and a link '(Why?)'. There are input fields for 'Username / User ID:' and 'Password:'. A checkbox labeled 'Remember my Username or User ID on this computer.' is present. A 'Log In' button is at the bottom. At the very bottom, there are three links: 'Forgot Username', 'Forgot Password' (highlighted with a red box), and 'Login Help?'.

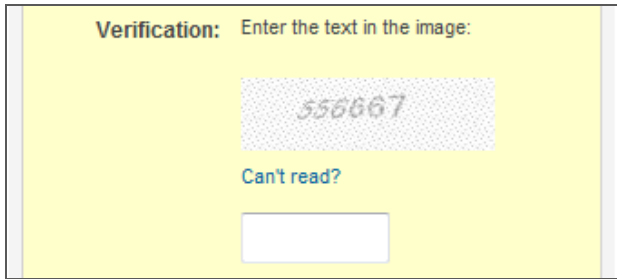
3. Enter your **Username / User ID**.

A screenshot of the 'Forgot your Password' form. The form has a title 'Forgot your Password' and a sub-header 'Please enter your Username and Date of Birth below:'. There is an input field for 'Username / User ID:' which is highlighted with a red box.

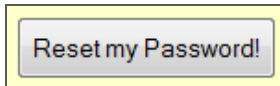
4. Enter your personal **Date of Birth** as part of the verification process.

A screenshot of the 'Date of Birth' input field. The label 'Date of Birth:' is followed by three dropdown menus for selecting the day, month, and year.

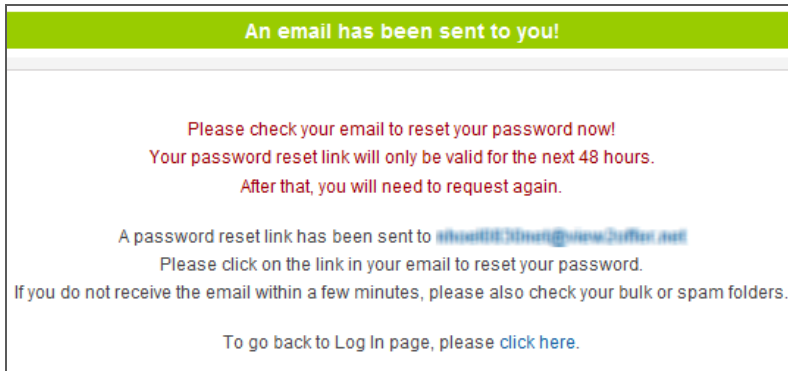
5. Enter the **Verification Code** on the text box provided.



6. Click on **Reset my Password!**.



7. If you entered all the information correctly, our system will send a **Reset Password for your View2Offer Account** email to your registered email address.



8. Go to your registered email address and click the link that appears in the body of the message, and follow the instruction to set a new password for your **View2Offer Account**.

